

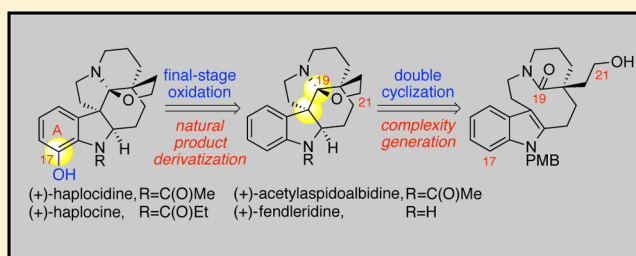
Concise Total Syntheses of (+)-Haplocidine and (+)-Haplocine via Late-Stage Oxidation of (+)-Fendleridine Derivatives

Kolby L. White and Mohammad Movassaghi*

Department of Chemistry, Massachusetts Institute of Technology, Cambridge, Massachusetts 02139, United States

S Supporting Information

ABSTRACT: We report the first total syntheses of (+)-haplocidine and its N1-amide congener (+)-haplocine. Our concise synthesis of these alkaloids required the development of a late-stage and highly selective C–H oxidation of complex aspidosperma alkaloid derivatives. A versatile, amide-directed *ortho*-acetoxylation of indoline amides enabled our implementation of a unified strategy for late-stage diversification of hexacyclic C19-hemiaminal ether structures via oxidation of the corresponding pentacyclic C19-iminium ions. An electrophilic amide activation of a readily available C21-oxygenated lactam, followed by transannular cyclization and in situ trapping of a transiently formed C19-iminium ion, expediently provided access to hexacyclic C19-hemiaminal ether alkaloids (+)-fendleridine, (+)-acetylaspidoalbidine, and (+)-propionylaspidoalbidine. A highly effective enzymatic resolution of a non- β -branched primary alcohol ($E = 22$) allowed rapid preparation of both enantiomeric forms of a C21-oxygenated precursor for synthesis of these aspidosperma alkaloids. Our synthetic strategy provides succinct access to hexacyclic aspidosperma derivatives, including the antiproliferative alkaloid (+)-haplocidine.



INTRODUCTION

The structural complexity and diverse biological activity of the aspidosperma alkaloids have long served as an inspiration for development and application of new chemical synthesis strategies.¹ A subset of these natural products are hexacyclic C19-hemiaminal ether aspidosperma alkaloids that include the potent caspase-8 inhibitor (+)-haplocidine (**1**, Figure 1)^{2,3} and the structurally related (+)-haplocine (**2**).² Related natural alkaloids include (+)-fendleridine (**3**)^{4,5} and (+)-acetylaspidoalbidine (**4**) that possess the same hexacyclic structure without A-ring oxygenation, along with (+)-cimicine (**5**)^{6,7} and (–)-aspidophytine (**6**)^{7–9} as C21-lactone variants of the

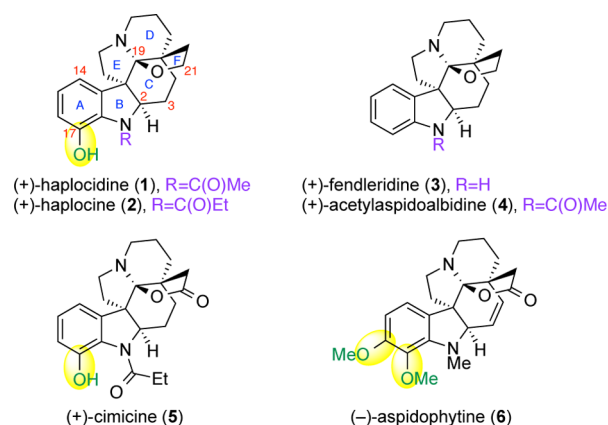


Figure 1. Structures of (+)-haplocidine (**1**) and (+)-haplocine (**2**) and structurally related aspidosperma alkaloids.

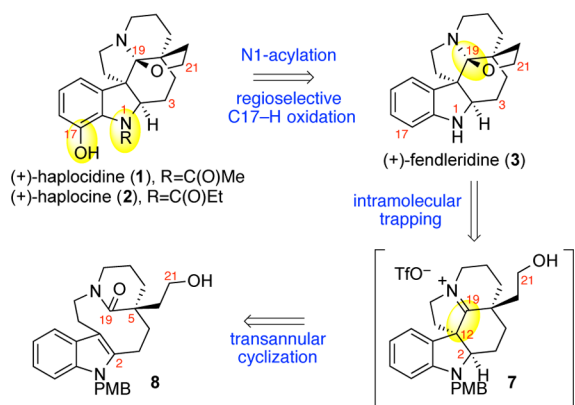
subfamily with A-ring oxygenation. As an outgrowth of our cyclization studies concerning synthesis of pentacyclic aspidosperma alkaloids,^{10,11} we sought the development of a versatile and unified strategy to secure these hexacyclic alkaloids. Herein, we describe the first total syntheses of (+)-haplocidine (**1**) and (+)-haplocine (**2**). Our synthesis features the critical use of transiently formed pentacyclic C19-iminium ions for securing the desired hexacyclic C19-hemiaminal ether architecture and a final-stage palladium-catalyzed C17–H oxidation.

The unique structure of the C19-hemiaminal ether subfamily of aspidosperma alkaloids has stimulated the development of elegant synthetic strategies.^{1,2,4–9} Current synthetic routes to these alkaloids can be categorized into two groups on the basis of the strategy for critical C19-hemiaminal ether introduction. One solution to this structural element is the C19-oxidation of pentacyclic intermediates.^{5,7,9} This approach has been applied to the syntheses of (\pm)-fendleridine (**3**) and (\pm)-acetylaspidoalbidine (**4**),^{4,5} in addition to (–)-aspidophytine (**6**)⁹ and related alkaloid (+)-haplophytine,¹² starting with A-ring oxygenated starting material.⁷ An alternative approach secures the desired C19-oxidation state via a cycloaddition reaction.^{5e,13} While this inventive solution bypasses the need for C19-methine oxidation, it does require additional reductive steps after cycloaddition, in addition to the use of chiral chromatographic separation to access enantiomerically enriched (+)-fendleridine (**3**) and (+)-acetylaspidoalbidine (**4**). We aspired to develop a unified strategy for the syntheses of

Received: July 23, 2016

Published: August 10, 2016

Scheme 1. Retrosynthetic Analysis of (+)-Haplocidine (1) and (+)-Haplocine (2)

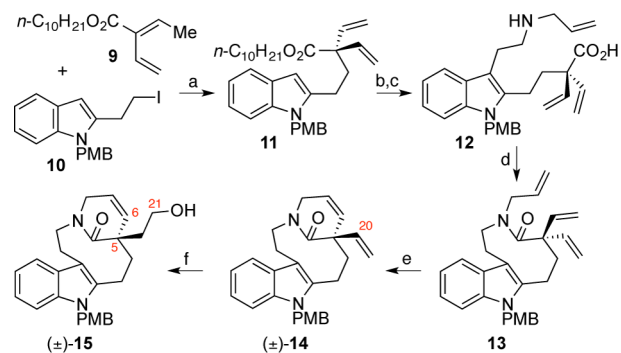


(+)-haplocidine (1) and (+)-haplocine (2) that would involve regioselective late-stage A-ring functionalization and highly stereoselective cyclization events to rapidly generate their hexacyclic architecture.

RESULTS AND DISCUSSION

Our retrosynthetic analysis of (+)-haplocidine (1) and (+)-haplocine (2) is illustrated in Scheme 1. Structural comparison of these hexacyclic C19-hemiaminal ether alkaloids with the biogenetically related aspidosperma alkaloid (+)-fendleridine (3) highlighted the need for the development of a final-stage C17-hydroxylation. We envisioned N1-acetylation and N1-*n*-propionylation of (+)-fendleridine (3) followed by amide-directed C–H oxidation would provide the C17-hydroxylated alkaloids (+)-1 and (+)-2, respectively. We identified an opportunity to develop a unified strategy to secure the C19-hemiaminal ether hexacycle shared by (+)-haplocidine (1), (+)-haplocine (2), (+)-fendleridine (3), (+)-acetylaspidoalbidine (4), and related aspidosperma alkaloids.^{6,8} Informed by our mechanistic study of the interrupted Bischler–Napieralski reaction,^{14,15} we planned the spontaneous interception of the transient C19-iminium ion of putative pentacycle 7 with the C21-alcohol to directly obtain the desired C19-hemiaminal ether found in this hexacyclic genre of aspidosperma alkaloids (Scheme 1). We envisioned transannular cyclization of lactam 8, promoted by electrophilic amide activation, followed by regioselective C2-reduction to provide the necessary pentacyclic iminium ion 7. Given the natural occurrence of the characteristic aspidosperma skeleton with C21-oxygenation in both enantiomeric forms,^{1,16} we devised a synthetic strategy that would allow for an advanced-stage stereochemical divergence. Thus, in place of an early introduction of the C5-quaternary stereocenter via asymmetric alkylation chemistry,¹¹ we sought the resolution of a versatile substrate to access the desired C21-hydroxylated lactam 8.

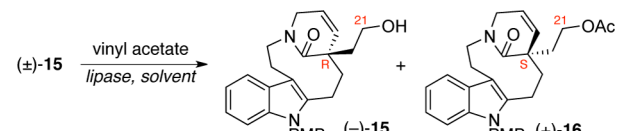
We recognized alcohol (±)-15 (Scheme 2) as an attractive precursor for enantiomerically enriched lactam 8 (Scheme 1), en route to C19-hemiaminal ether alkaloids described in this report, while offering future utility toward other aspidosperma alkaloids^{16a–d} via C6-alkene functionalization. Deprotonation of ester 9 with lithium diisopropylamide (LDA) in the presence of *N,N'*-dimethylpropylene urea, followed by α -alkylation of the resulting dienolate with indole iodide 10,¹¹ afforded divinyl ester 11 in 43% yield.¹⁷ Trifluoroacetic acid (TFA)-catalyzed Friedel–Crafts-type reductive alkylation¹⁸ of indole 11,

Scheme 2. Synthesis of the C21-Hydroxylated Lactam (±)-15^a

^aReagents and conditions: (a) LDA, *N,N'*-dimethylpropylene urea, THF, 43%. (b) *N*-allyl-*N*-(2,2-dimethoxyethyl)-2,2,2-trifluoroacetamide, TFA, Et₃SiH, CH₂Cl₂, 89%. (c) NaOH, H₂O, MeOH, 100 °C, 98%. (d) Ph₃P, I₂, *i*-Pr₂NEt, CH₂Cl₂, 69%. (e) HG-II Ru-Cat., ClCH₂CH₂Cl, 80 °C, 78%. (f) Pd(OAc)₂, *p*-benzoquinone, MeCN, H₂O, HClO₄, PhMe; NaBH₄, 79%.

followed by tandem hydrolysis of the trifluoroacetamide and *n*-decyl ester provided the amino acid 12 in 87% yield over two steps (Scheme 2). Slow addition of a solution of amino acid 12 and Hünig's base in dichloromethane to a solution of triphenylphosphine and iodine^{11,19} in dichloromethane gave lactam 13 in 69% yield. Treatment of triene 13 with Hoveyda–Grubbs II catalyst afforded lactam (±)-14 in 78% yield.^{20,21} Exclusive hydration of the C20-alkene of lactam (±)-14 via a Wacker–Tsuji oxidation,²² provided the corresponding C21-aldehyde that was reduced in situ to give alcohol (±)-15 in 79% overall yield (Scheme 2). The C5-quaternary center of alkene (±)-14 is likely responsible for the anti-Markovnikov mode of hydration.²³

We next focused on the resolution of alcohol (±)-15 with primary interest in accessing enantiomerically enriched (–)-15 to secure the (*R*)-C5-stereochemistry required for the C19-hemiaminal ether aspidosperma alkaloids (+)-1–4 (Figure 1). After exploring a variety of strategies using chiral auxiliaries for preparation of alcohol (–)-15, including modifications of the synthetic route outlined in Scheme 2 and the C21-derivatization of alcohol (±)-15 to allow separation of diastereomers,²⁴ we recognized the superiority of an enzymatic kinetic resolution of alcohol (±)-15. Whereas the kinetic resolution of primary alcohols with β -branching and a variety of secondary alcohols is well established,²⁵ the resolution of non- β -branched primary alcohols is challenging.²⁶ The paucity of methods for the resolution of alcohols with remote stereochemistry notwithstanding, the accommodation of the polycyclic alcohol (±)-15 as a potential substrate was of concern given the existing level of success with simpler substrates.²⁶ We began our investigation with *Candida antarctica* lipase B (CAL-B) and a lipase from *Candida rugosa* (CCL) based on their prior success with non- β -branched primary alcohols.²⁷ Unfortunately, we saw no acetylation of alcohol (±)-15 with CAL-B (Table 1, entry 1), likely due to the relative complexity of alcohol (±)-15 compared to prior substrates.²⁷ We observed an encouraging level of acylation using alcohol (±)-15 and CCL (Table 1, entries 2 and 3)^{26f} that prompted further examination of solvents and additive choices (Table 1, entries 4 and 5), resulting in alcohol (–)-15 with a modest level of enantiomeric enrichment (74% ee) at

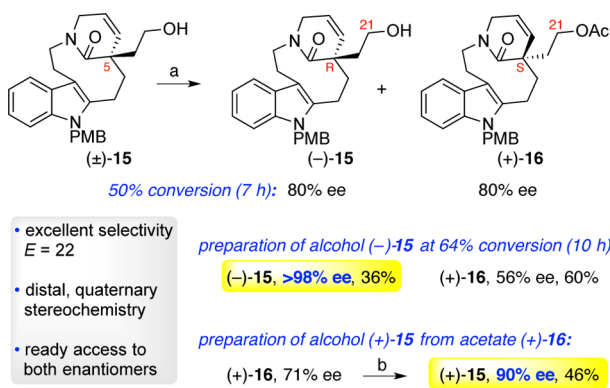
Table 1. Enzymatic Resolution of Alcohol (\pm)-15^a


entry	lipase	solvent	conversion (%)	ee (%)	
				(-)-15	(+)-16
1	CAL-B	PhMe	—	—	—
2	CCL	PhMe	44	38	30
3	CCL	THF	<15	8	49
4	CCL	PhMe ^b	65	74	26
5	CCL	<i>t</i> -BuOMe	55	60	42
6	Amano PS	<i>t</i> -BuOMe	55	92	50

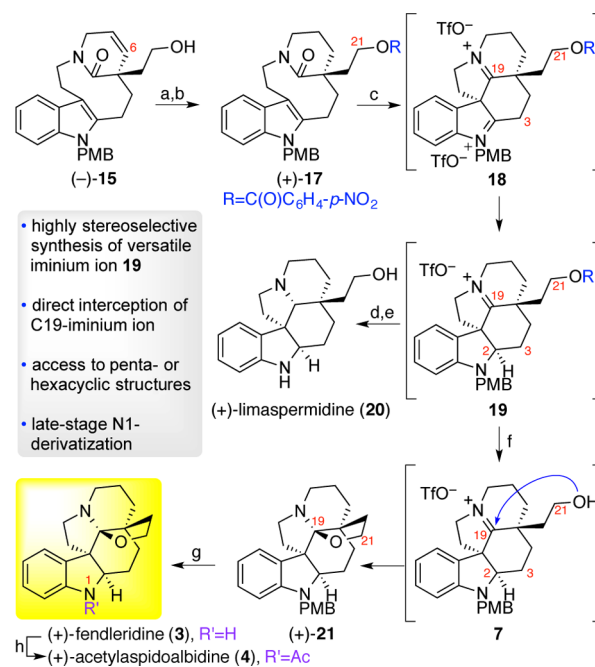
^aReagents and conditions: vinyl acetate (2.0 equiv), 23 °C. Each resolution was monitored for 48 h or until approximately 50% conversion to (+)-16 (HPLC analysis), whichever occurred first. ^bTriethylamine (1.0 equiv) was utilized as an additive. CAL-B = *Candida antarctica* lipase B, CCL = *Candida rugosa* lipase, Amano PS = *Burkholderia cepacia* lipase.

65% conversion. With further experimentation we discovered that the use of a lipase from *Burkholderia cepacia* with *tert*-butyl methyl ether as solvent at 10 μ M concentration of the substrate afforded the desired alcohol (-)-15 with synthetically useful level of enantiomeric enrichment (92% ee) at 55% conversion (Table 1, entry 6).

With these promising conditions available for resolution of alcohol (\pm)-15, we turned our attention to further optimization and implementation of this strategy for synthesis of the desired lactam **8** (Scheme 1). The addition of dichloromethane as cosolvent (10:1, v/v) and use of vinyl acetate (4.50 equiv) in resolution of alcohol (\pm)-15 [5 μ M] with Amano PS lipase led to excellent selectivity ($E = 22$), providing one of the most effective kinetic resolutions of a complex non- β -branched primary alcohol.²⁶ These conditions afforded the critical alcohol (-)-15 in 36% yield (10 h, 64% conversion) with an excellent level of enantiomeric excess (>98% ee)¹⁷ along with isolation of acetate (+)-16 (60%, 56% ee, Scheme 3).²⁸ Furthermore, the enantiopurity of recovered acetate (+)-16 could be readily enhanced using a CCL hydrolytic resolution to give alcohol (+)-15 (90% ee, 46%) with excellent potential for synthesis of

Scheme 3. Preparation of Alcohols (-)-15 and (+)-15^a

^aReagents and conditions: (a) Amano PS Lipase (>500 U/g), vinyl acetate (4.50 equiv), *t*-BuOMe, CH₂Cl₂, 28 °C. (b) CCL, H₂O, Et₃N, *t*-BuOMe, 21 h, 28 °C.

Scheme 4. Concise Syntheses of (+)-Fendleridine (3), (+)-Acetylaspidoalbidine (4), and (+)-Limaspermidine (20)^a

^aReagents and conditions: (a) PtO₂, H₂, EtOAc. (b) *p*-NO₂C₆H₄COCl, DMAP, 82% (2-steps). (c) *n*-Bu₃SnH, Tf₂O, MeCN, -40 °C. (d) NaBH(OMe)₃, THF, 77% from (+)-17. (e) PhSH, TFA, 55 °C; K₂CO₃, MeOH, 86%. (f) 1,8-diazabicyclo[5.4.0]-undec-7-ene, MeOH, 80% from (+)-17. (g) PhSH, TFA, 55 °C; Et₃N, MeOH, 84%. (h) pyridine, Ac₂O, CH₂Cl₂, 88%.

the characteristic (*S*)-C5-aspidosperma skeleton containing C21-oxygenation.^{6,8}


The versatility of lactam (-)-15 for the synthesis of C21-oxygenated aspidoalbidine alkaloids is illustrated in Scheme 4. Hydrogenation of lactam (-)-15 followed by *p*-nitrobenzoylation of the C21-alcohol gave benzoate (+)-17 in 82% yield. The electrophilic amide activation of lactam (+)-17 under our optimal conditions¹¹ resulted in the diastereoselective formation of diiminium ion 18. Regioselective C2-reduction with tri-*n*-butyltin hydride in situ afforded the crucial C19-iminium ion 19 as the prelude to accessing the crucial C21-hydroxyiminium ion 7 (Schemes 1 and 4). Importantly, the presence of the electron-deficient C21-ester was found to be ideal for the desired transannular cyclization step in preparation of iminium ion 19. The absolute and relative stereochemistry of the pentacyclic C21-oxygenated iminium ion 19 was unequivocally secured via its conversion to aspidoalbidine alkaloid (+)-limaspermidine (20, Scheme 4).^{5,17,29,30} Gratifyingly, mild in situ methanolysis of iminium ion 19 resulted in the release of the C21-alcohol and spontaneous cyclization providing direct access to hexacycle (+)-21 in 80% yield from benzoate (+)-17 (Scheme 4). While unraveling of the N1-amine afforded (+)-fendleridine (3), a subsequent N1-acetylation provided (+)-acetylaspidoalbidine (4), in 84% and 88% yield, respectively (Scheme 4). All spectroscopic data as well as the optical rotation data for our synthetic (+)-fendleridine (3) (observed: $[\alpha]_D^{24} = +79$ ($c = 0.40$, CHCl₃); lit. $[\alpha]_D^{24} = +43$ ($c = 1.1$, CHCl₃)^{5e,31}) and (+)-acetylaspidoalbidine (4) (observed $[\alpha]_D^{24} = +39$ ($c = 0.18$, CHCl₃); lit. $[\alpha]_D^{24} = +38$ ($c = 0.2$, CHCl₃)^{5e} and +46 (CHCl₃)^{4a}) were consistent with the

literature.^{4a,17} Importantly, the application of our planned transannular cyclization followed by intramolecular trapping of a transient C19-iminium ion **7** (Scheme 1) offered a concise and completely stereoselective strategy for conversion of lactam (–)-**15** to the C19-hemiaminal ether containing alkaloids (+)-fendleridine (**3**) and (+)-acetylaspidoalbidine (**4**) in only four and five steps, respectively (Scheme 4).

We next focused on the development of our biogenetically inspired strategy for final-stage C17-hydroxylation of fendleridine derivatives (Scheme 1) to provide (+)-haplocidine (**1**) and (+)-haplocine (**2**). We envisioned the N1-amide could provide the necessary guidance³² to afford a regioselective C–H bond oxidation, offering an exciting strategy for late-stage diversification and amplification of the molecular complexity of the C19-hemiaminal ether aspidosperma alkaloids.

Inspired by recent advances in the *ortho*-C–H oxidation of *N*-phenylacetamides,³³ we sought to develop a similar transformation for the desired C17-hydroxylation of fendleridine derivatives. While conditions exist for *ortho*-hydroxylation of many *N*-acyl-azaheterocycles,³⁴ *N*-acylindolines are a challenging set of substrates for *ortho*-functionalization due to the geometry and distance between the directing amide and the target C–H bond. Existing methods for introduction of the desired *ortho*-C–O bond in simple indolines require the use of toxic lead or thallium reagents and often give product mixtures.³⁵ Prompted by successful indoline *ortho*-C–H functionalizations to give C–C,³⁶ C–N,³⁷ C–Se, and C–S bonds,³⁸ we focused on development of the first transition metal catalyzed indoline *ortho*-C–H acetoxylation. Our most promising results involving palladium-catalyzed *ortho*-acetoxylation³⁹ of *N*-acetylindoline (±)-**22a** as a model substrate are summarized in Table 2.¹⁷ The use of hexafluoroisopropanol

Table 2. Directed C–H Oxidation of Indoline (±)-**22a**^a



entry	Pd(OAc) ₂ (mol%)	PhI(OAc) ₂ (equiv)	time (h)	temp (°C)	solvent	yield (%)
1	20	4	24	70	HFIP	38
2	100	2	24	55	HFIP	61
3	20	2	24	100	AcOH	23
4	100	2.5	12	100	AcOH ^b	87
5	15	2.5	9	100	AcOH ^b	84
6	5	2.5	12	100	AcOH ^b	67
7	—	2.5	12	100	AcOH ^b	0
8	20	2.5	13	100	AcOH ^{b,c}	74

^aReactions conducted in solvent and Ac₂O mixture (10:1, v/v).

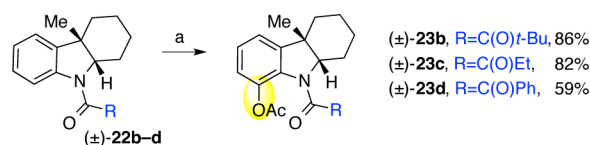
^bReaction conducted under O₂ atmosphere. ^cReaction conducted without Ac₂O.

(HFIP) and acetic anhydride provided the desired acetoxyindoline (±)-**23a** even at 55 °C, but required long reaction times and high catalyst loadings (Table 2, entries 1 and 2). Alternatively, the use of acetic acid and acetic anhydride solvent mixture (10:1, v/v) as the reaction medium at 100 °C led to faster *ortho*-acetoxylation (Table 2, entries 4–6). Notably, lower yields were observed when the reaction was not purged with dioxygen prior to heating (Table 2, entry 3). Under optimal conditions, treatment of *N*-acetylindoline (±)-**22a** with

palladium acetate (15 mol %) and bisacetoxyiodosobenzene (2.5 equiv) in acetic acid and acetic anhydride at 100 °C under an atmosphere of dioxygen for 9 h provided acetoxyindoline (±)-**23a** in 84% yield (Table 2, entry 5). While the desired oxidation product was not formed in the absence of palladium acetate (Table 2, entry 7), the exclusion of acetic anhydride led to slightly lower yield of acetoxyindoline (±)-**23a** (74%, Table 2, entry 8).

Given our interest in the application of this amide-directed *ortho*-acetoxylation to fendleridine derivatives with varying N1-amides (Scheme 1), we evaluated the relative effectiveness of indolines (±)-**22b–d**¹⁷ as substrates under the optimal conditions (Scheme 5). Notably, we were able to obtain the

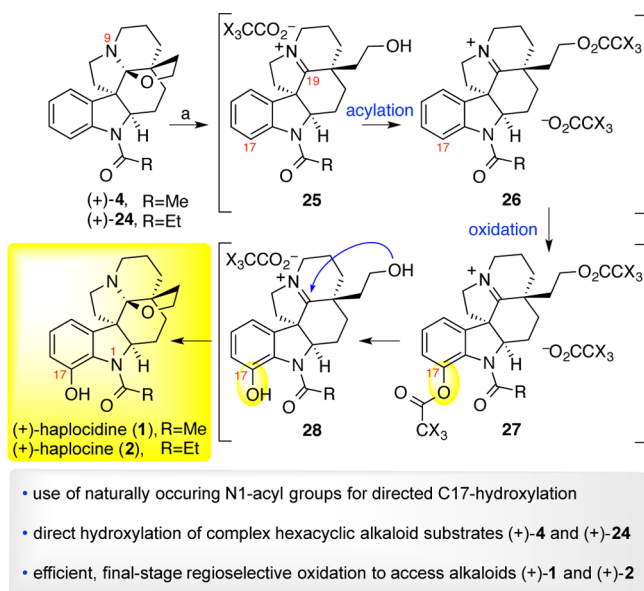
Scheme 5. Directed C–H Oxidation of *N*-Acylindolines^a



^aReagents and conditions: (a) Pd(OAc)₂ (15 mol%), PhI(OAc)₂ (2.5 equiv), AcOH, Ac₂O, 100 °C, O₂.

ortho-acetoxylation products (±)-**23b–d** from the corresponding *N*-pivaloyl-, *N*-propionyl-, and *N*-benzoylindoline amides in 86%, 82%, and 59% yield, respectively.¹⁷ The oxidation products (±)-**23b–d** were obtained under the standard set of conditions with excellent level of regioselection. In the case of amide (±)-**23b**, the *s*-*cis* conformer, the optimal conformer for directed *ortho*-acetoxylation, was calculated to be 1.52 kcal/mol lower in energy than the corresponding *s*-*trans* conformer.^{17,40} In contrast, the preference calculated for the *s*-*cis* conformer for amide (±)-**23d** was only 0.13 kcal/mol. Thus, the greater efficacy of substrate (±)-**23b** compared to amide (±)-**23d** is consistent with its enhanced Lewis basicity and *s*-*cis* conformational preference. This N1-amide-directed acetoxylation could be of broader utility given the prevalence of the *N*-acylindoline substructure in various bioactive molecules and natural products.⁴¹

With efficient conditions for the *ortho*-oxidation of *N*-acylindolines (±)-**22a** and (±)-**22c** at hand, we proceeded with development of a unified strategy for the first total syntheses of (+)-haplocidine (**1**) and (+)-haplocine (**2**) via a final-stage C17-hydroxylation of fendleridine derivatives (Scheme 6). Initial efforts toward the oxidation of (+)-acetylaspidoalbidine (**4**) to (+)-haplocidine (**1**) by direct application of the mildest conditions developed for *N*-acetylindoline (±)-**22a** (Table 2, entry 2) only returned the starting material. We posited that an unproductive N9-amine coordination to palladium may out-compete the N1-amide, consistent with the absence of basic nitrogens in substrates that efficiently undergo metal-catalyzed C–H functionalization.^{33–38,42} Thus, we envisioned a strategy to deactivate the N9-amine by exploiting the reversible opening of the C19-hemiaminal ether of (+)-acetylaspidoalbidine (**4**). Heating hexacyclic alkaloid (+)-**4** in a mixture of acetic acid and acetic anhydride (10:1, v/v) at 100 °C for 6 h led to quantitative conversion to the corresponding C19-iminium acetate ester **26** (X = H, Scheme 6).^{17,43} However, application of the mildest oxidation conditions to C19-iminium acetate ester **26** (X = H) led to no observed product formation. The use of more forcing conditions with C19-iminium acetate ester **26** (X = H), involving acetic acid as solvent at 100 °C, also did

Scheme 6. First Total Syntheses of (+)-Haplocidine (1) and (+)-Haplocine (2)^a

^aReagents and conditions: (a) TFA, TFAA, 60 °C; Pd(OAc)₂ (20 mol %), PhI(OAc)₂ (4 equiv), 75 °C; MeOH, Et₃N. R = Me, 77%. R = Et, 74%.

not provide the product. Employing a stoichiometric amount of palladium acetate provided (+)-haplocidine (1) after hydrolysis, albeit with less than 25% conversion along with recovery of (+)-acetylaspidoalbidine (4).¹⁷ Attempts at promoting the reaction further through increased temperature, increased amounts of palladium acetate and oxidant, use of an atmosphere of dioxygen, extended reaction times, and the use of alternate solvents did not result in greater conversion to (+)-haplocidine (1).¹⁷

We surmised that the C19-iminium ion increases the energetic barrier for the C17-electrophilic palladation step compared to that involved in oxidation of *N*-acetylindoline (±)-22a. To our delight, a dramatic increase in the efficiency of the C17-oxidation was achieved using the C19-iminium trifluoroacetate ester 26 (X = F, Scheme 6) in place of the corresponding C19-iminium acetate ester 26 (X = H, Scheme 6).^{17,44} We determined that the optimal conditions involved the use of trifluoroacetic acid as the solvent, leading to clean palladium-catalyzed C17-acetoxylation of C19-iminium trifluoroacetate ester 26 (X = F, Scheme 6), likely due to more effective guidance by the N1-amide. In the event, exposure of (+)-acetylaspidoalbidine (4) to trifluoroacetic acid and trifluoroacetic anhydride (TFAA, 10:1, v/v) at 60 °C for 4 h, followed by addition of palladium acetate (20 mol%) and bisacetoxyiodosobenzene (4.0 equiv) and heating at 75 °C for 16 h, gave complete conversion to the desired C17-oxidation product 27 (X = F, Scheme 6). Mild methanolysis of C17- and C21-trifluoroacetates of iminium ion 27 and spontaneous C19-hemiaminal ether formation of pentacycle 28 directly afforded (+)-haplocidine (1) in 77% overall yield. All spectroscopic data as well as the optical rotation data (observed $[\alpha]_D^{24} = +207$ ($c = 0.32$, CHCl₃); lit. $[\alpha]_D^{24} = +214 \pm 7$ ($c = 0.354$)) for our synthetic (+)-haplocidine (1) were in agreement with the literature.^{2a} Furthermore, prompted by the flexibility of this oxidation reaction with respect to the N1-amide (Table 2, Scheme 5) we prepared *N*-propionylaspidoalbidine (+)-24

(Scheme 6)¹⁷ via N1-*n*-propionylation of (+)-fendleridine (3). Exposure of substrate (+)-24 to the optimal C17-oxidation conditions described above directly provided (+)-haplocine (2) in 74% yield. All spectroscopic data as well as the optical rotation data (observed $[\alpha]_D^{24} = +180$ ($c = 0.23$, CHCl₃); lit. $[\alpha]_D^{24} = +193$ (CHCl₃)) for (+)-haplocine (2) were consistent with the literature.^{2a} Importantly, the application of this amide-directed *ortho*-acetoxylation of indolines, combined with our strategic use of the pentacyclic C19-iminium ion 26 (X = F), provided (+)-haplocidine (1) and (+)-haplocine (2) in a single step from (+)-acetylaspidoalbidine (4) and (+)-propionylaspidoalbidine (24), respectively. This C–H oxidation chemistry bodes well for future access to derivatives of these alkaloids.^{33–39,45}

CONCLUSION

In summary, we have developed the first total syntheses of the antiproliferative alkaloid (+)-haplocidine (1) and its N1-amide congener (+)-haplocine (2). The successful implementation of our synthetic strategy for alkaloids (+)-1 and (+)-2 required a final-stage and selective C17-hydroxylation of complex aspidosperma alkaloids. The flexibility of the amide-directed *ortho*-oxidation of indolines is promising as a new method for functionalization of related natural or designed substructures. The concise and highly stereoselective formation of pentacyclic C19-iminium ion 7 offered a unified approach to C19-hemiaminal ether alkaloids (+)-fendleridine (3), (+)-acetylaspidoalbidine (4), and (+)-propionylaspidoalbidine (24). The insights gained in the context of the development of the necessary chemistry including the versatile *ortho*-acetoxylation of indoline amides, the highly effective enzymatic resolution of a challenging non- β -branched primary alcohol, and strategic use of a pentacyclic C19-iminium ion are likely to be of broader utility. The critical C21-oxygenated lactam, prepared in both enantiomerically enriched forms, can serve as a branching point to access various aspidosperma alkaloids.^{1,16} Our strategy for the rapid formation of the C19-hemiaminal ether aspidosperma alkaloids and their biogenetically inspired late-stage C17-hydroxylation to give alkaloids (+)-1 and (+)-2 offers a highly concise route to these alkaloids.

ASSOCIATED CONTENT

Supporting Information

The Supporting Information is available free of charge on the ACS Publications website at DOI: 10.1021/jacs.6b07623.

Experimental procedures, spectroscopic data, and NMR spectra (PDF)

AUTHOR INFORMATION

Corresponding Author

*movassag@mit.edu

Notes

The authors declare no competing financial interest.

ACKNOWLEDGMENTS

We acknowledge financial support by NIH-NIGMS (GM089732) and Amgen. We thank the NSF under CCI Center for Selective C–H Functionalization (CHE-1205646) for supporting our oxidation studies. K.L.W. acknowledges a National Science Foundation graduate fellowship and an Amgen Graduate Research Fellowship. We are grateful to Prof. Jin-Quan Yu for helpful discussions. We thank Dr. Wen-

Tau T. Chang (MIT) for assistance with the DFT calculations and Dr. German F. Cabrera (MIT) for discussions related to the Wacker–Tsuji oxidation chemistry.

REFERENCES

- (1) (a) Saxton, J. E. Alkaloids of the Aspidospermine Group. In *The Alkaloids, Chemistry and Biology*; Cordell, G. A., Ed.; Academic Press: San Diego, 1998; Vol. 51, pp 1–197. (b) O'Connor, S. E. Alkaloids. In *Comprehensive Natural Products II*; Mander, L.; Liu, H.-W., Eds.; Elsevier: Amsterdam, 2010; Vol. 1, pp 977–1007.
- (2) (a) Cava, M. P.; Talapatra, S. K.; Nomura, K.; Weisbach, J. A.; Douglas, B.; Shoop, E. C. *Chem. Ind.* **1963**, 1242. (b) Cava, M. P.; Nomura, K.; Talapatra, S. K. *Tetrahedron* **1964**, *20*, 581. (c) Walser, A.; Djerassi, C. *Helv. Chim. Acta* **1965**, *48*, 391. (d) Dastoor, N. J.; Gorman, A. A.; Schmid, H. *Helv. Chim. Acta* **1967**, *50*, 213.
- (3) Hart, M. J.; Glicksman, M.; Liu, M.; Sharma, M. K.; Cuny, G.; Galvan, V. *Anal. Biochem.* **2012**, *421*, 467.
- (4) (a) Brown, K. S.; Budzikiewicz, H.; Djerassi, C. *Tetrahedron Lett.* **1963**, *4*, 1731. (b) Walser, A.; Djerassi, C. *Helv. Chim. Acta* **1965**, *48*, 391. (c) Burnell, R. H.; Medina, J. D.; Ayer, W. A. *Can. J. Chem.* **1966**, *44*, 28. (d) Mitaine, A. C.; Mesbah, K.; Richard, B.; Petermann, C.; Arrazola, S.; Moretti, C.; Zeches-Hanrot, M.; Le Men-Olivier, L. *Planta Med.* **1996**, *62*, 458.
- (5) (a) Ban, Y.; Ohnuma, T.; Seki, K.; Oishi, T. *Tetrahedron Lett.* **1975**, *16*, 727. (b) Honma, Y.; Ohnuma, T.; Ban, Y. *Heterocycles* **1976**, *5*, 47. (c) Yoshido, K.; Sakuma, Y.; Ban, Y. *Heterocycles* **1987**, *25*, 47. (d) Overman, L. E.; Robertson, G. M.; Robichaud, A. J. *J. Am. Chem. Soc.* **1991**, *113*, 2598. (e) Campbell, E. L.; Zuhl, A. M.; Liu, C. M.; Boger, D. L. *J. Am. Chem. Soc.* **2010**, *132*, 3009. (f) Guerard, K. C.; Guerinot, C. B.-A.; Bouchard-Aubin, C.; Menard, M.-A.; Lepage, M.; Beaulieu, M. A.; Canesi, S. *J. Org. Chem.* **2012**, *77*, 2121. (g) Tan, S. H.; Banwell, M. G.; Willis, A. C.; Reekie, T. A. *Org. Lett.* **2012**, *14*, 5621. (h) Zhang, S.-H.; Shen, X.-L.; Li, Z.-Q.; Zou, L.-W.; Wang, F.-Q.; Zhang, H.-B.; Shao, Z.-H. *J. Org. Chem.* **2013**, *78*, 11444.
- (6) (a) Cava, M. P.; Talapatra, S. K.; Yates, P.; Rosenberger, M.; Szano, A. G.; Douglas, B.; Raffauf, R. F.; Shoop, E. C.; Weisbach, J. A. *Chem. Ind.* **1963**, 1875. (b) Cava, M. P.; Lakshmanantham, M. V.; Talapatra, S. K.; Yates, P.; Rae, D.; Rosenberger, M.; Szabo, A. G.; Douglas, B.; Weisbach, J. A. *Can. J. Chem.* **1973**, *51*, 3102.
- (7) Satoh, H.; Ueda, H.; Tokuyama, H. *Tetrahedron* **2013**, *69*, 89.
- (8) (a) Rogers, E. F.; Snyder, H. R.; Fischer, R. F. *J. Am. Chem. Soc.* **1952**, *74*, 1987. (b) Snyder, H. R.; Fischer, R. F.; Walker, J. F.; Els, H. E.; Nussberger, G. A. *J. Am. Chem. Soc.* **1954**, *76*, 2819. (c) Snyder, H. R.; Fischer, R. F.; Walker, J. F.; Els, H. E.; Nussberger, G. A. *J. Am. Chem. Soc.* **1954**, *76*, 4601. (d) Snyder, H. R.; Strohmayer, H. F.; Mooney, R. A. *J. Am. Chem. Soc.* **1958**, *80*, 3708.
- (9) (a) He, F.; Bo, Y.; Altom, J. D.; Corey, E. J. *J. Am. Chem. Soc.* **1999**, *121*, 6771. (b) Sumi, S.; Matsumoto, K.; Tokuyama, H.; Fukuyama, T. *Org. Lett.* **2003**, *5*, 1891. (c) Sumi, S.; Matsumoto, K.; Tokuyama, H.; Fukuyama, T. *Tetrahedron* **2003**, *59*, 8571. (d) Mejia-Oneto, J. M.; Padwa, A. *Org. Lett.* **2006**, *8*, 3275. (e) Marino, J. P.; Cao, G. *Tetrahedron Lett.* **2006**, *47*, 7711. (f) Nicolaou, K. C.; Dalby, S. M.; Majumder, U. *J. Am. Chem. Soc.* **2008**, *130*, 14942. (g) Yang, R.; Qiu, F. G. *Angew. Chem., Int. Ed.* **2013**, *52*, 6015.
- (10) Medley, J. W.; Movassaghi, M. *Angew. Chem., Int. Ed.* **2012**, *51*, 4572.
- (11) Mewald, M.; Medley, J. W.; Movassaghi, M. *Angew. Chem., Int. Ed.* **2014**, *53*, 11634.
- (12) (a) Ueda, H.; Satoh, H.; Matsumoto, K.; Sugimoto, K.; Fukuyama, T.; Tokuyama, H. *Angew. Chem., Int. Ed.* **2009**, *48*, 7600. (b) Nicolaou, K. C.; Dalby, S. M.; Li, S.; Suzuki, T.; Chen, D. Y.-K. *Angew. Chem., Int. Ed.* **2009**, *48*, 7616.
- (13) Lee, K.; Boger, D. L. *J. Am. Chem. Soc.* **2014**, *136*, 3312.
- (14) Medley, J. W.; Movassaghi, M. *Org. Lett.* **2013**, *15*, 3614.
- (15) White, K. L.; Mewald, M.; Movassaghi, M. *J. Org. Chem.* **2015**, *80*, 7403.
- (16) For examples of heterochiral aspidosperma alkaloids, see: (a) Azoug, M.; Loukaci, A.; Richard, B.; Nuzillard, J.-M.; Moretti, C.; Zeches-Hanrot, M.; Le Men-Olivier, L. *Phytochemistry* **1995**, *39*, 1223. (b) Bui, A.-M.; Das, B. C.; Potier, P. *Phytochemistry* **1980**, *19*, 1473. (c) Grundon, M. F. Indole Alkaloids. In *The Alkaloids*; The Chemical Society: London, 1977; Vol. 7, p 223. (d) Iglesias, R.; Diatta, L. *Rev. Cen. Cienc. Fis.* **1975**, *6*, 141. (e) Kahrl, J.; Gebreyesus, T.; Djerassi, C. *Tetrahedron Lett.* **1971**, *12*, 2527. (f) Harper, J. K.; Dunkel, R.; Wood, S. G.; Owen, N. L.; Li, D.; Cates, R. G.; Grant, D. M. *J. Chem. Soc., Perkin Trans. 2* **1996**, 91.
- (17) Please see [Supporting Information](#) for more details.
- (18) Righi, M.; Topi, F.; Bartolucci, S.; Bedini, A.; Piersanti, G.; Spadoni, G. *J. Org. Chem.* **2012**, *77*, 6351.
- (19) Kumar, A.; Akula, H. K.; Lakshman, M. K. *Eur. J. Org. Chem.* **2010**, *2010*, 2709.
- (20) Garber, S. B.; Kingsbury, J. S.; Gray, B. L.; Hoveyda, A. H. *J. Am. Chem. Soc.* **2000**, *122*, 8168.
- (21) Sattely, E. S.; Meek, S. J.; Malcolmson, S. J.; Schrock, R. R.; Hoveyda, A. H. *J. Am. Chem. Soc.* **2009**, *131*, 943.
- (22) (a) Smidt, J.; Hafner, W.; Jira, R.; Sieber, R.; Sedlmeier, S.; Sabel, A. *Angew. Chem., Int. Ed. Engl.* **1962**, *1*, 80. (b) Cachoux, F.; Ibrahim-Ouali, M.; Santelli, M. *Tetrahedron Lett.* **2000**, *41*, 1767. (c) Tsuji, J. *Palladium Reagents and Catalysts-New Perspectives for the 21st Century*; J. Wiley & Sons Ltd.: Chichester, 2004.
- (23) (a) Muzart, J. *Tetrahedron* **2007**, *63*, 7505. (b) Wright, J. A.; Gaunt, M. J.; Spencer, J. B. *Chem. - Eur. J.* **2006**, *12*, 949. (c) Weiner, B.; Baeza, A.; Jerphagnon, T.; Feringa, B. L. *J. Am. Chem. Soc.* **2009**, *131*, 9473. (d) Michel, B. W.; McCombs, J. R.; Winkler, A.; Sigman, M. S. *Angew. Chem., Int. Ed.* **2010**, *49*, 7312. (e) Teo, P.; Wickens, Z. K.; Dong, G.; Grubbs, R. H. *Org. Lett.* **2012**, *14*, 3237. (f) Dong, J. J.; Harvey, E. C.; Fañanás-Mastral, M.; Browne, W. R.; Feringa, B. L. *J. Am. Chem. Soc.* **2014**, *136*, 17302. (g) Dong, J. J.; Browne, W. R.; Feringa, B. L. *Angew. Chem., Int. Ed.* **2015**, *54*, 734.
- (24) The chiral auxiliaries included 1,2-diphenylethane-1,2-diamine and tryptophan, menthol, and camphor-based carboxylate derivatives.
- (25) For a selection of reviews on the use of enzymatic resolution in synthesis, see: (a) Sih, C. J.; Wu, S. H. *Topics Stereochem.* **1989**, *19*, 63. (b) Chen, C.-S.; Sih, C. J. *Angew. Chem., Int. Ed. Engl.* **1989**, *28*, 695. (c) Boland, W.; Frössl, C.; Lorenz, M. *Synthesis* **1991**, *1991*, 1049. (d) Faber, K.; Riva, S. *Synthesis* **1992**, *1992*, 895. (e) Theil, F. *Chem. Rev.* **1995**, *95*, 2203.
- (26) (a) Cambou, B.; Klivanov, A. M. *J. Am. Chem. Soc.* **1984**, *106*, 2687. (b) Hughes, D. L.; Bergan, J. J.; Amato, J. S.; Bhupathy, M.; Leazer, J. L.; McNamara, J. M.; Sidler, D. R.; Reider, P. J.; Grabowski, E. J. *J. Org. Chem.* **1990**, *55*, 6252. (c) Mizuguchi, E.; Takemoto, M.; Achiwa, K. *Tetrahedron: Asymmetry* **1993**, *4*, 1961. (d) Soriente, A.; Laudisio, G.; Giordano, M.; Sodano, G. *Tetrahedron: Asymmetry* **1995**, *6*, 859. (e) Ors, M.; Morcuende, A.; Jimenez-Vacas, M. I.; Valverde, S.; Herradón, B. *Synlett* **1996**, *1996*, 449. (f) Goj, O.; Burchardt, A.; Haufe, C. *Tetrahedron: Asymmetry* **1997**, *8*, 399. (g) Isleyen, A.; Tanyeli, C.; Dogan, O. *Tetrahedron: Asymmetry* **2006**, *17*, 1561. (h) Chen, H.; Nagabandi, S.; Smith, S.; Goodman, J. M.; Plettner, E. *Tetrahedron: Asymmetry* **2009**, *20*, 449. (i) Forró, E.; Schönstein, L.; Fülöp, F. *Tetrahedron: Asymmetry* **2011**, *22*, 1255.
- (27) Schönstein, L.; Forró, E.; Fülöp, F. *Tetrahedron: Asymmetry* **2013**, *24*, 202.
- (28) Concentration of the crude reaction mixture after addition of toluene is essential to avoid an acid-mediated hydrolysis of acetate (+)-16.
- (29) Medina, J. D.; Di Genova, L. *Planta Med.* **1979**, *37*, 165.
- (30) (a) Zhang, S.-X.; Shen, X.-L.; Li, Z.-Q.; Zou, L.-W.; Wang, F.-Q.; Zhang, H.-B.; Shao, Z.-H. *J. Org. Chem.* **2013**, *78*, 11444. (b) Chen, Z.; Zhou, S.; Jia, Y. *J. Org. Chem.* **2015**, *80*, 12545. (c) Du, J.-Y.; Zeng, C.; Han, X.-J.; Qu, H.; Zhao, X.-H.; An, X.-T.; Fan, C.-A. *J. Am. Chem. Soc.* **2015**, *137*, 4267.
- (31) The precise level of enantiomeric enrichment is unclear, and the observed variation may be due to the method of isolation and purification.
- (32) Krylov, I. B.; Vil, V. A.; Terent'ev, A. O. *Beilstein J. Org. Chem.* **2015**, *11*, 92.

(33) (a) Tellitu, I.; et al. *Eur. J. Org. Chem.* **2007**, 2007, 437. (b) Wang, G.-W.; Yuan, T.-T.; Wu, X.-L. *J. Org. Chem.* **2008**, 73, 4717. (c) Wang, G.-W.; Yuan, T.-T. *J. Org. Chem.* **2010**, 75, 476. (d) Shan, G.; Yang, X.; Ma, L.; Rao, Y. *Angew. Chem., Int. Ed.* **2012**, 51, 13070. (e) Jiang, T.-S.; Wang, G.-W. *J. Org. Chem.* **2012**, 77, 9504. (f) Yang, X.; Shan, G.; Rao, Y. *Org. Lett.* **2013**, 15, 2334.

(34) Zhang, Z.-J.; Quan, X.-J.; Ren, Z.-H.; Wang, Y.-Y.; Guan, Z.-H. *Org. Lett.* **2014**, 16, 3292.

(35) (a) Taniguchi, M.; Yamamoto, I.; Nakagawa, M.; Hino, T. *Chem. Pharm. Bull.* **1985**, 33, 4783. (b) Somei, M.; Kawasaki, T.; Ohta, T. *Heterocycles* **1988**, 27, 2363. (c) Yamada, K.; Somei, M. *Heterocycles* **1998**, 48, 2481. (d) Yamada, K.; Somei, M. *Heterocycles* **2012**, 84, 785.

(36) (a) Jiao, L.-Y.; Oestreich, M. *Org. Lett.* **2013**, 15, 5374. (b) Jiao, L.-Y.; Oestreich, M. *Chem. - Eur. J.* **2013**, 19, 10845. (c) Kim, M.; Mishra, N. K.; Park, J.; Han, S.; Shin, Y.; Sharma, S.; Lee, Y.; Lee, E.-K.; Kwak, J. H.; Kim, I. S. *Chem. Commun.* **2014**, 50, 14249. (d) Pan, S.; Ryu, N.; Shibata, T. *Adv. Synth. Catal.* **2014**, 356, 929. (e) Pan, S.; Wakaki, T.; Ryu, N.; Shibata, T. *Chem. - Asian J.* **2014**, 9, 1257. (f) Park, J.; Mishra, N. K.; Sharma, S.; Han, S.; Shin, Y.; Jeong, T.; Oh, J. S.; Kwak, J. H.; Jung, Y. H.; Kim, I. S. *J. Org. Chem.* **2015**, 80, 1818. (g) Wang, X.; Tang, H. Y.; Feng, H. J.; Li, Y. C.; Yang, Y. X.; Zhou, B. *J. Org. Chem.* **2015**, 80, 6238. (h) Wu, Y. X.; Yang, Y. X.; Zhou, B.; Li, Y. C. *J. Org. Chem.* **2015**, 80, 1946. (i) Yang, D.; Mao, S.; Gao, Y. R.; Guo, D. D.; Guo, S. H.; Li, B.; Wang, Y. Q. *RSC Adv.* **2015**, 5, 23727.

(37) (a) Ai, W.; Yang, X.; Wu, Y.; Wang, X.; Li, Y.; Yang, Y.; Zhou, B. *Chem. - Eur. J.* **2014**, 20, 17653. (b) Pan, C.; Abdulkader, A.; Han, J.; Cheng, Y.; Zhu, C. *Chem. - Eur. J.* **2014**, 20, 3606. (c) Shin, K.; Chang, S. J. *Org. Chem.* **2014**, 79, 12197.

(38) Xie, W. C.; Li, B.; Wang, B. Q. *J. Org. Chem.* **2016**, 81, 396.

(39) (a) Yoneyama, T.; Crabtree, R. H. *J. Mol. Catal. A: Chem.* **1996**, 108, 35. (b) Dick, A. R.; Sanford, M. S. *Tetrahedron* **2006**, 62, 2439. (c) Liu, G.; Stahl, S. S. *J. Am. Chem. Soc.* **2006**, 128, 7179. (d) Deprez, N. R.; Sanford, M. S. *Inorg. Chem.* **2007**, 46, 1924.

(40) Density functional theory at B3LYP level with 6-31G(d) as basis set (Spartan '14, Version 1.1.1, by Wave function, Inc.).

(41) (a) Reina, M.; Ruiz-Mesia, W.; Lopez-Rodriguez, M.; Ruiz-Mesia, L.; Gonzalez-Coloma, A.; Martinez-Diaz, R. *J. Nat. Prod.* **2012**, 75, 928. (b) Rasoanaivo, P.; Palazzino, G.; Nicoletti, M.; Galeffi, C. *Phytochemistry* **2001**, 56, 863.

(42) For recent examples of oxidation conditions that circumvent nonproductive Lewis basic nitrogen coordination, see: (a) Howell, J. M.; Feng, K. B.; Clark, J. R.; Trzepakowski, L. J.; White, M. C. *J. Am. Chem. Soc.* **2015**, 137, 14590. (b) Adams, A. M.; Du Bois, J.; Malik, H. A. *Org. Lett.* **2015**, 17, 6066. (c) Moretti, R. A.; Du Bois, J.; Stack, T. D. P. *Org. Lett.* **2016**, 18, 2528.

(43) Conversion of (+)-acetylaspidoalbidine (**4**) to the corresponding iminium acetate ester **26** (X = H) is consistent with the observed ¹H NMR deshielding of the C8, C10, and C21 resonances by approximately 1, 1, and 0.5 ppm, respectively.

(44) Under similar conditions using excess Pd catalyst and oxidant, the acetate **26** (X = H) and the trifluoroacetate **26** (X = F) were converted to the desired product (+)-**1** in 18% and 75% yield, respectively.

(45) (a) Engle, K. M.; Mei, T.-S.; Wasa, M.; Yu, J.-Q. *Acc. Chem. Res.* **2012**, 45, 788. (b) Yang, G.; Lindovska, P.; Zhu, D.; Kim, J.; Wang, P.; Tang, R.-Y.; Movassaghi, M.; Yu, J.-Q. *J. Am. Chem. Soc.* **2014**, 136, 10807.